

West Spring Primary School

P1 Orientation

2 Nov 2024, Saturday



Learners driven by Passion . Leaders guided by Values

Respect . Responsibility . Resilience . Integrity . Care . Harmony



What is it like in Primary School?



What does a Primary School do?

- Lay a strong foundation
- Nurture well-rounded individuals and passionate lifelong learners
- Provide learning opportunities that recognise their strengths and develop their full potential
- Prepare them for the future

OUR SCHOOL VISION

Learners driven by
Passion
Leaders guided by
Values

热忱求知
馨德领英

Pelajar berteraskan
Keghairahan

Pemimpin berpandukan
Nilai

ஆர்வத்தால் உந்தப்படும்
மாணவர்கள்

விழுமியங்களால்
வழிநடத்தப்படும்
தலைவர்கள்

OUR SCHOOL MISSION

At West Spring, we provide opportunities for West Springers to realise and reach their potential whilst developing good character and citizenship.

在伟源小学，我们为学生提供机会，在发展良好的品格、成为好公民的同时，发掘并展现他们的潜力。

Di West Spring, kami menyediakan peluang kepada West Springers untuk merealisasikan dan mencapai potensi mereka di samping pembentukan keperibadian dan kewarganegaraan yang unggul.

வெஸ்ட் ஸ்ப்ரிங் தொடக்கப்பள்ளியில், மாணவர்கள் தம் திறன்களை உணர்ந்து அவற்றை அடைவதற்கு வாய்ப்புகள் வழங்கப்படும் அதே வேளையில் அவர்கள் நற்பண்புகளையும் குடியியல் பண்பையும் வளர்த்துக்கொள்ள வாய்ப்புகள் வழங்கப்படுகின்றன.



OUR SCHOOL VALUES

Respect	尊重	Hormat	மதிப்பு
Resilience	坚毅	Daya bingkas	மீளுத்தன்மை
Responsibility	责任	Bertanggungjawab	பொறுப்புணர்வு
Integrity	正直	Integriti	நேர்மை
Care	关爱	Penyayang	பரிவு
Harmony	和谐	Harmoni	அக்கறை

SHINE Aspirations for West Springers

Show CARE FOR SELF AND OTHERS

Harness COMMUNICATION AND CONNECTION

Ignite CREATIVE AND CRITICAL THINKING


Nurture PASSION

Empower CONFIDENCE

Shine

Transition to Primary 1

- Transition is the process when a child encounters a move into a new environment, e.g. preschool to primary school.
- A smooth transition is made when your child
 - ✓ Feels safe and comfortable in their new environment
 - ✓ Is able to manage the daily challenges of school life.



Transition to Primary 1

When your child enters primary school, they will experience:

New friends and teachers



New routines

New learning environment

Help your child to understand the changes

Adapting to a new environment



Virtual School Tour

Welcome to West Spring Primary School. Come! Join us as our student leaders take you on a tour around the school!

Welcome to our Astro Turf!



Help your child to understand the changes

Starting a new routine and timetable



- Talk to your child about what happens every day
- Unlike preschool, there will be new subjects and a different timetable.
- Show your child how to pack their school bag for the days' lessons and help them adapt to the changes slowly.

Help your child to understand the changes

Building new relationships



Wave of Friendship



Help your child to understand the changes

Understanding new rules



Help them understand and adhere to school rules.

School Rules

General Expectations

- Every student must conduct himself or herself well to uphold the good name of the school.

Our Behaviour

- To be kind, honest and gracious to everyone.
- To respect our teachers, elders and friends.
- To care for our school community and property.

Discipline

- All students are expected to demonstrate exemplary behaviour by observing the school rules.
- Misbehaviour will not be tolerated and will be dealt with accordingly.
- For serious offences, disciplinary action will be taken.

Help your child to understand the changes

Getting help in school

Assure your child that their teachers will help them.

Encourage them to raise questions to their form teachers or school counsellors when they need assistance.

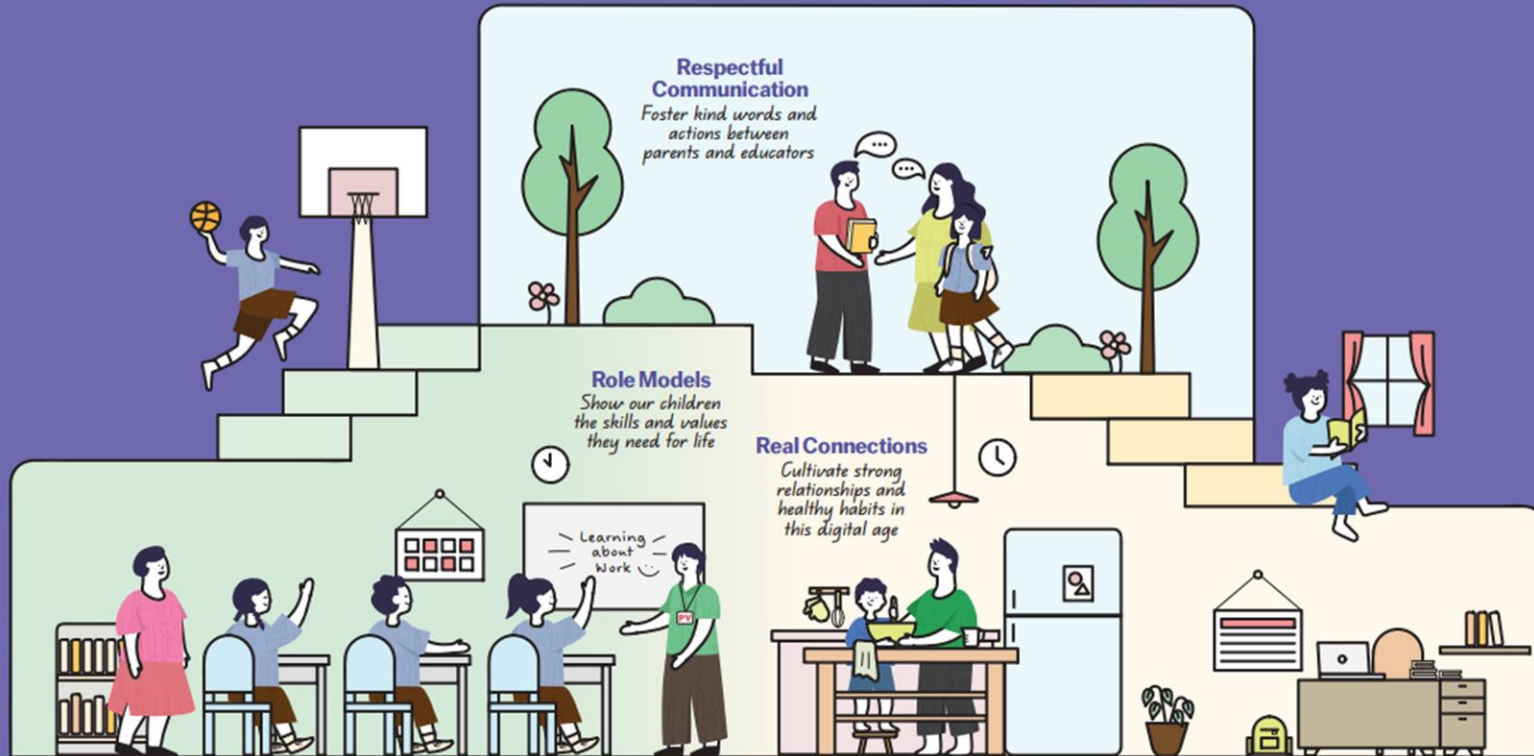
How can I support my child through the transition?

- **S**upport your child and encourage them to overcome challenges with you.
- **A**ffirm your child by recognising small successes and praising their efforts.
- **F**amiliarise your child by easing them into new routines and sharing with them your experiences in primary school.
- **E**mpathise and acknowledge your child's feelings.



School-Home Partnership

**Raising a Happy,
Confident, and Kind
Generation Together**

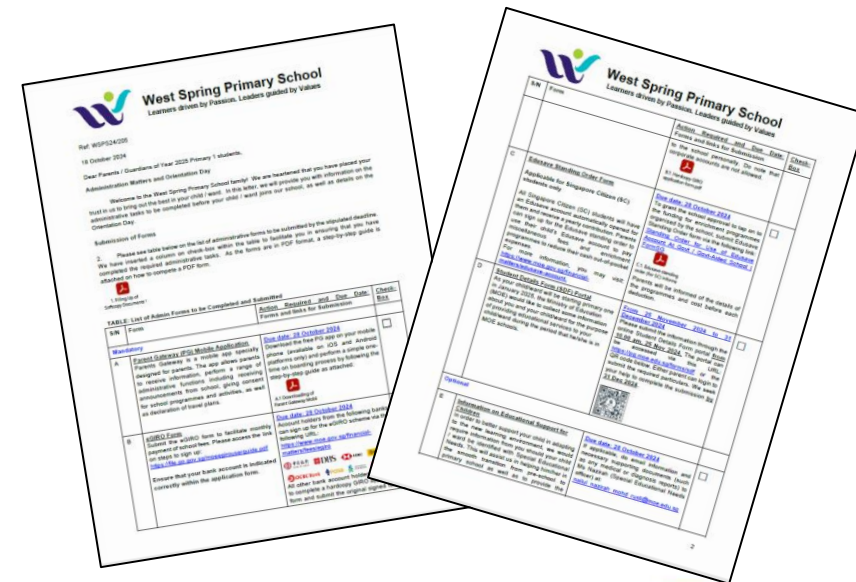


A joint effort in 2024 by the Ministry of Education and COMPASS

Our children do best when schools and parents work hand in hand to support them.

Work with School to Support our Children

- ❑ Visit the school with child to familiarise him/her with the environment. Talk about experiences he/ she may have in school and how they can cope with them, especially the ones they may feel worried or anxious about.
- ❑ Support our children's learning by knowing their strengths, interests and needs.
- ❑ Work with the school on child's triggers or medical history. Connect school personnel with child's pre-school educators and medical/early intervention professionals.



TIP 1



Get Ready For School!

Preparing well at home makes for a smooth start to the day and a great time at school!

It's not easy getting up so early, every day – for you and your kid. Getting your child ready might take longer than you'd think. The night before, prepare your child's bag and uniform together. Talk through your child's schedule for the next day. Make sure there's enough time for cleaning up, breakfast and the journey there, without rushing.

Show-and-Tell ✱

Ready, Set, Go!

Discuss with your child how they can prepare for school. Talk about the order in which these tasks should be done.

What is the order of these activities?

Tick what you have done ✓

The night before school, I should...

- Check my homework
- Pack my bag
- Pack my snack for school
- Lay out my uniform, socks and shoes
- Set my alarm clock
- Give my parents a hug before bed
- Sleep before _____ pm

Before I leave the house, I should...

A collage of eight small illustrations in yellow frames showing a child performing various morning tasks: brushing teeth, washing hands, eating breakfast, and getting dressed. A large alarm clock is at the bottom right of this section.

Draw in the clock's hands!

TIP 2



Practise Routines

Building good habits helps your child cope with the many new things they will encounter this year.

School is a lot more structured than your child is used to. Lessons are longer and so is the school day. Buying food at recess is a new experience and they will need to go to the washroom on their own. After-school activities and homework might take some getting used to. Practising routines will help your child face the unfamiliar with a smile!

(Practise)



Let's Buy Food

Your child will need to buy food at the school canteen. Practising this at home will help your child feel more confident during recess.

Try out this dialogue, with you and your child switching roles. You may wish to take on the "student" role first, to role-model the interaction.







Use real money to play it out.



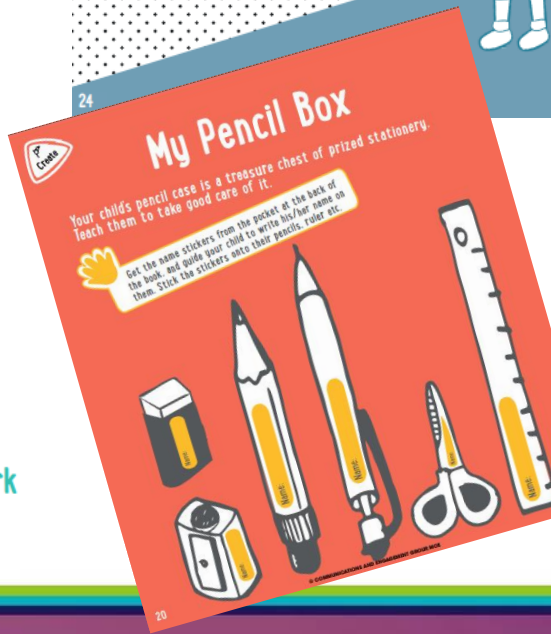
FOODSTALL

Make sure to collect the right change!



chicken rice	fishball noodles	chicken burger
 \$1	 \$0.70	 \$1
fruit	packet Milo	sandwich
 \$0.40	 \$0.70	 \$0.50

Remember to eat your fruit - it's full of nutrients and tastes good!

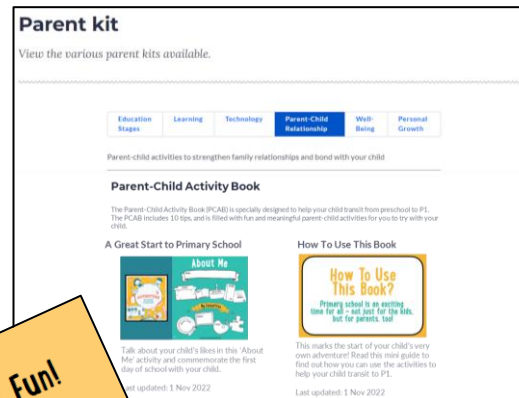


PARENT-CHILD ACTIVITY BOOK IS AVAILABLE ONLINE!

PARENT-CHILD ACTIVITY BOOK (DIGITAL)

10 TIPS FOR PARENTS to help you navigate your child's first year in primary school.

- Chat with your child
- Boost their confidence
- Practise various scenarios
- Create something interesting
- Thank others for their help
- Pledge to do things together



[Parent kit | MOE](#)



ONLY ON PARENTS GATEWAY! A ONE-STOP PORTAL OF RESOURCES




Parenting Resources repository

A repository for parents to browse resources on topics such as preparing for Primary 1, forging parent-child relationships and education pathways.

Explore → Education Stages

Preschool **Preparing for Primary 1** Lower primary


29 resources available



Tue, 19 March 2024

Is Your Child Ready for a Smartphone: What You Need To Know Before Handing Over th...


Here's what you need to do before handing over the smartphone.



Education Stages

Pre-school **Preparing for Primary 1** Lower Prima

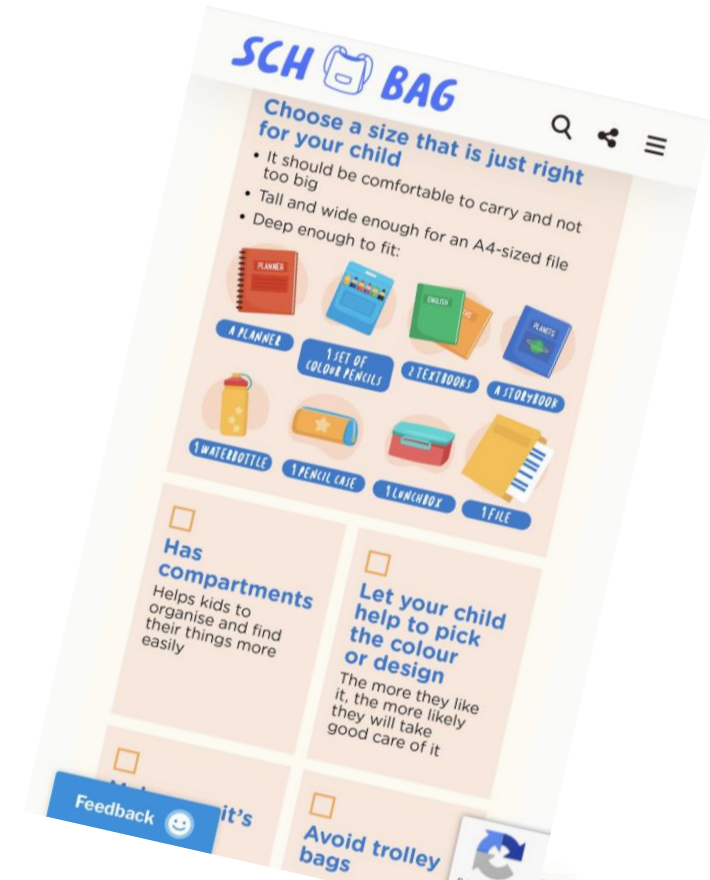

13 resources available



Thu, 2 December 2021

P1 cheat sheet: How to pick and pack your schoolbag

Learn how you can guide your Primary 1 child to pick and pack their schoolbag.



[P1 cheat sheet: How to pick and pack your schoolbag – Schoolbag](#)



Parent Support Group (PSG)

Join the Parent Support Group (PSG)!

- The PSG consists of a group of dedicated parents who partner the school to support fellow parents in nurturing their children
- It is a platform for parents to network, share, learn and support each other in this parenting journey
- Some of the initiatives of the PSG include:
 - Parenting Workshops
 - Bonding Activities with Child



Communication Channel



Email:
Teachers' email



Contact number:
6314 4192



Students' Handbook:
**Notes from parents to teachers and
teachers to parents**



**Communication with form
and subject teachers**



**Letters, notification,
consent forms**



Triologue

Important Information



P1 Booklist for 2025

West Spring Primary School
Primary 1 Booklist for Year 2025

Primary 1	
Amount Paid:	
Date:	

Class P1: _____ Name: _____ Tel: _____

Note: This booklist serves as an Official Receipt of your payment. Please produce this booklist for any clarification and/or verification.

1. Please tick ✓ neatly the books & stationery you wish to purchase.
2. Please produce this booklist for any exchanges within 7 days of purchase.
3. Exchanged items must be in original packaging & resalable condition.
4. All sold/exchanged items are strictly **NON-REFUNDABLE** for cash.
5. Prices for optional items are valid till 10/01/2025.
6. Prices stated are inclusive of GST (GST Reg No: 200305730K).

SECTION A: SCHOOL TEXTBOOK & WORKBOOK (COMPULSORY)

Subject	Publisher	Title of Books	Price	✓	Amount
		Payment will be collected by the school bookshop. Teacher will distribute to students in 2025 in class.			
	WSPS	1. English Language Stellar Supplementary Worksheets P1	\$15.30		
		2. Mathematics Supplementary Worksheets P1	\$6.10		
		3. CCE/ Citizenship Education Journal Booklets P1	\$3.60		
	Duck Learning	4. LEGO Personal Learning Kit	\$23.40		
			\$48.40	✓	\$48.40
English Language	Teachers' Production	Stellar Handwriting P1	\$4.35		
	Marshall Cavendish	English Listening Comprehension & Oral P1	\$4.90		\$21.95
	SCH Education	Comprehension Skills P1	\$12.70		
Mathematics	Star Pub	Primary Mathematics Textbook 1A	\$4.80		
		Primary Mathematics Textbook 1B	\$4.55		\$19.25
		Primary Mathematics Practice Book 1A	\$5.15		
		Primary Mathematics Practice Book 1B	\$4.75		
Music	Star Pub	First Steps To Music Primary 1 Textbook	\$3.95		\$3.95
Social Studies	Marshall Cavendish	Social Studies Activity Book 1	\$1.85		\$1.85
Physical Education	Marshall Cavendish	Mu Physical Education Journal P1	\$2.45		\$2.45

If you purchase the books early, do not write their Orientation Group.

By early to mid-December, you should receive your child/ ward actual classing.



Preparing your child for school...

Class Connection Time - Zoom session with Form Teachers



31 Dec,
Tuesday
9.30 am

First Day @ West Spring Primary School 2 January 2025 (Thursday)



First Day at West Spring Primary School (for Parents)



- Parents' Briefing
- Observe your child having recess in the canteen
- Parents' Engagement

The journey starts... *(2 Jan onwards)*

School Hours:

Reporting Time	By 7.30 a.m.
P1P4 Recess	9.00 a.m. - 9.30 a.m.
Dismissal Time	1.20 p.m.



Safety in West Spring Primary School - Arrival

- School gate opens at 6.30 a.m.
- Parents are allowed to drive in and drop off your child at the school foyer from: **6.30 a.m. - 7.30 a.m.**
- Students are advised to reach school by **7.25 a.m.**



Dismissal

- Your child should be picked up **on time** at **1.20 p.m.** every day.
- Make sure that your child is picked up at the **same** location everyday. (Gate A*)
- Let your child know if you have any special pick up arrangement for that day.
- Do inform the school, teachers and/or your caretakers early if any last minute special pick up arrangement is made for dismissal.

Students going SCC (NASCANS) report to **parade square. Students taking school bus report to foyer.*



Safety in West Spring Primary School - Dismissal



Class flashed
on screen

- Teachers will dismiss students from Gate A (side) and students must make their way out in an orderly manner.



Gate A
(side)


**You will have a chance to try the dismissal structure later.*

Safety in West Spring Primary School - Dismissal



Class flashed
on screen

- Parents to **wait opposite the school** and only cross over when your child's class is flashed on the screen.



**You will have a chance to try the dismissal structure later.*

School Attire

Boys



- Name tag should be placed above the school logo.
- Student leaders must always wear their badge with pride above their name tags.

Girls



- Black shoes without any designs.
- Only plain white socks with school logo are allowed.
- Socks must be at least two fingers above the ankle.

Use of Mobile Phones / Smartwatches

- Students are not to use smartphones and/or smartwatches (except for POSB smartwatches) during school hours including recess, CCA and after-school programmes.
- Students who bring such devices are to put them in their school bags before they enter school. They can retrieve the devices after they leave school. Students should bear responsibility for safekeeping of devices.

Thank you for your time!
Have fun today!

